



CONTACTOR, AC-1 35 A, DC 220 V, 4-POLE,
SIZE S0, SCREW CONNECTION

General technical data:

product brand name		SIRIUS
Size of the contactor		S0
Protection class IP / on the front		IP20
Degree of pollution		3
Installation altitude / at a height over sea level / maximum	m	2,000
Ambient temperature / during operating	°C	-25 ... +60
Mechanical operating cycles as operating time		
<ul style="list-style-type: none"> • of the contactor / typical 		10,000,000
<ul style="list-style-type: none"> • of the contactor with added auxiliary switch block / typical 		10,000,000
<ul style="list-style-type: none"> • of the contactor with added electronics-compatible auxiliary switch block / typical 		5,000,000

Main circuit:

Number of NC contacts / for main contacts		0
Number of NO contacts / for main contacts		4
Operating current		
<ul style="list-style-type: none"> • at AC-1 / at 400 V <ul style="list-style-type: none"> • at 40 °C ambient temperature / rated value 	A	35
<ul style="list-style-type: none"> • at 60 °C ambient temperature / rated value 	A	30
<ul style="list-style-type: none"> • at AC-3 / at 400 V / rated value 	A	17

• with 1 current path / at DC-1	A	35
• at 24 V / rated value	A	4.5
• at 110 V / rated value		
• with 2 current paths in series / at DC-1	A	35
• at 24 V / rated value	A	35
• at 110 V / rated value		
• with 3 current paths in series / at DC-1	A	35
• at 24 V / rated value	A	35
• at 110 V / rated value		
• with 1 current path / at DC-3 / at DC-5	A	20
• at 24 V / rated value	A	2.5
• at 110 V / rated value		
• with 2 current paths in series / at DC-3 / at DC-5	A	35
• at 24 V / rated value	A	15
• at 110 V / rated value		
• with 3 current paths in series / at DC-3 / at DC-5	A	35
• at 24 V / rated value	A	35
• at 110 V / rated value		
Service power		
• at AC-2 / at 400 V / rated value	kW	7.5
• at AC-3 / at 400 V / rated value	kW	7.5
Active power loss / per conductor / typical	W	0.9

Control circuit:

Type of voltage / of the controlled supply voltage		DC
Control supply voltage / 1		
• for DC		
• rated value	V	220
Operating range factor control supply voltage rated value / of the magnet coil		
• for DC		0.8 ... 1.1
Pull-in power / of the solenoid / for DC	W	5.4
Holding power / of the solenoid / for DC	W	5.4

Auxiliary circuit:

Contact reliability / of the auxiliary contacts		1 faulty switching per 100 million (17 V, 1 mA)
Number of NC contacts / for auxiliary contacts / instantaneous switching		0
Number of NO contacts / for auxiliary contacts / instantaneous switching		0
Operating current / of the auxiliary contacts		

- at AC-12 / maximum
- at AC-15
 - at 230 V
 - at 400 V
- at DC-12
 - at 60 V
 - at 110 V
 - at 220 V
- at DC-13
 - at 24 V
 - at 60 V
 - at 110 V
 - at 220 V

A	10
A	6
A	3
A	6
A	3
A	1
A	10
A	2
A	1
A	0.3

Short-circuit:

Design of the fuse link

- for short-circuit protection of the auxiliary switch / required
- for short-circuit protection of the main circuit
 - with type of assignment 1 / required
 - at type of coordination 2 / required

fuse gL/gG: 10 A

fuse gL/gG: 63 A

fuse gL/gG: 25 A

Installation/mounting/dimensions:

Type of mounting

screw and snap-on mounting onto 35 mm standard mounting rail according to DIN EN 50022

series installation

Yes

Width

mm 61

Height

mm 85

Depth

mm 101

Distance, to be maintained, to earthed part / sideways

mm 6

Connection type:

Design of the electrical connection

- for main current circuit
- for auxiliary and control current circuit

screw-type terminals

screw-type terminals

Type of the connectable conductor cross-section

- for main contacts
 - solid
 - finely stranded
 - with conductor end processing
- for AWG conductors / for main contacts
- for auxiliary contacts

2x (1 ... 2.5 mm²), 2x (2.5 ... 6 mm²), max. 2x 10 mm²

2x (1 ... 2.5 mm²), 2x (2.5 ... 6 mm²)

2x (20 ... 16), 2x (18 ... 14), 1x 12

- solid
- finely stranded
 - with conductor end processing
- for AWG conductors / for auxiliary contacts

2x (0.5 ... 1.5 mm²), 2x (0.75 ... 2.5 mm²), max. 2x (0.75 ... 4 mm²)

2x (0.5 ... 1.5 mm²), 2x (0.75 ... 2.5 mm²)

2x (20 ... 16), 2x (18 ... 14), 1x 12

Certificates/approvals:

General Product Approval

Functional Safety / Safety of Machinery

Declaration of Conformity



CCC



CSA



GOST



UL

[Type Examination](#)



EG-Konf.

Test Certificates

Shipping Approval

[Special Test Certificate](#)



ABS



GL



LRS



RINA



RMRS

other

[Confirmation](#)

[other](#)

[Environmental Confirmations](#)

Further information:

Information- and Downloadcenter (Catalogs, Brochures,...)

<http://www.siemens.com/industrial-controls/catalogs>

Industry Mall (Online ordering system)

<http://www.siemens.com/industrial-controls/mall>

Cax online generator:

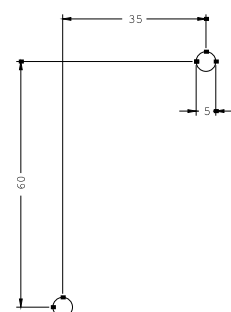
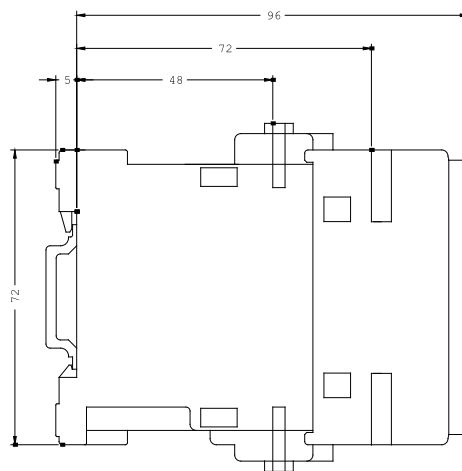
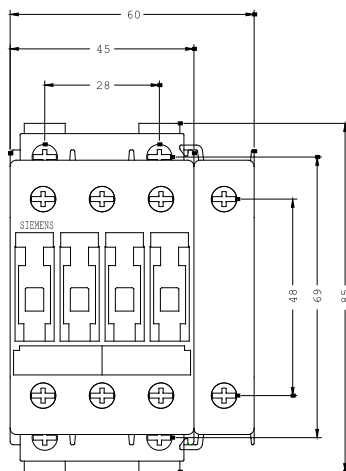
<http://www.siemens.com/cax>

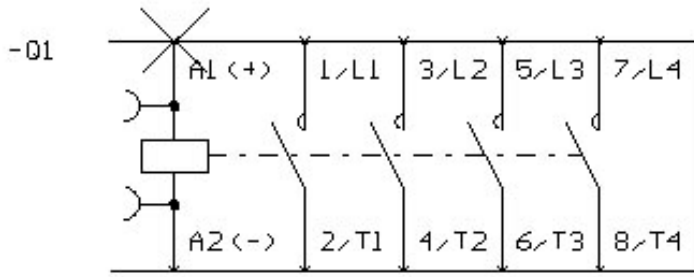
Service&Support (Manuals, Certificates, Characteristics, FAQs,...)

<http://support.automation.siemens.com/WW/view/en/3RT1325-1BM40/all>

Image database (product images, 2D dimension drawings, 3D models, device circuit diagrams, ...)

http://www.automation.siemens.com/bilddb/cax_en.aspx?mlfb=3RT1325-1BM40





last change:

Sep 24, 2012